

Long Life Motorized Fader Series

Application

- ✓ Master volume control in high-grade audio equipment fader for studio mixer, etc.

Feature

- ✓ Consistent slide feeling and steady motion controlled by superb motorized mechanism.



■Specification

Travel Distance	100mm
Insulation Resistance	100 MΩ or more at 250V DC
Dielectric Strength	250V AC, 1 minute
Operating Temperature Range	-10 °C~70 °C
Operating Force	10~80 gf.cm
Sliding Life	100,000 cycles
Rated Voltage of Motor	5V DC ; 10V DC

■How to order

RA00B1MLF – 10 – 08T1 – JISB10K

Model

Terminal Type

Lever Type

Taper and Resistance Value


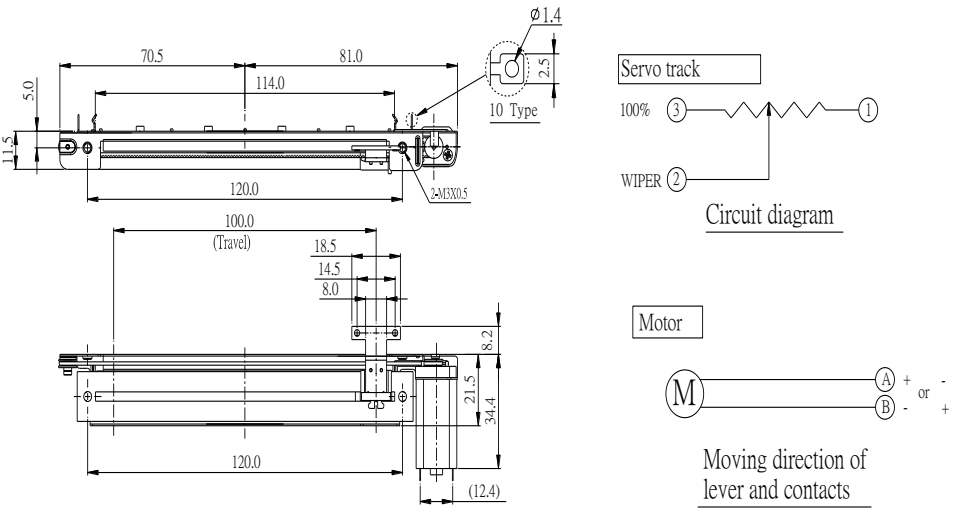

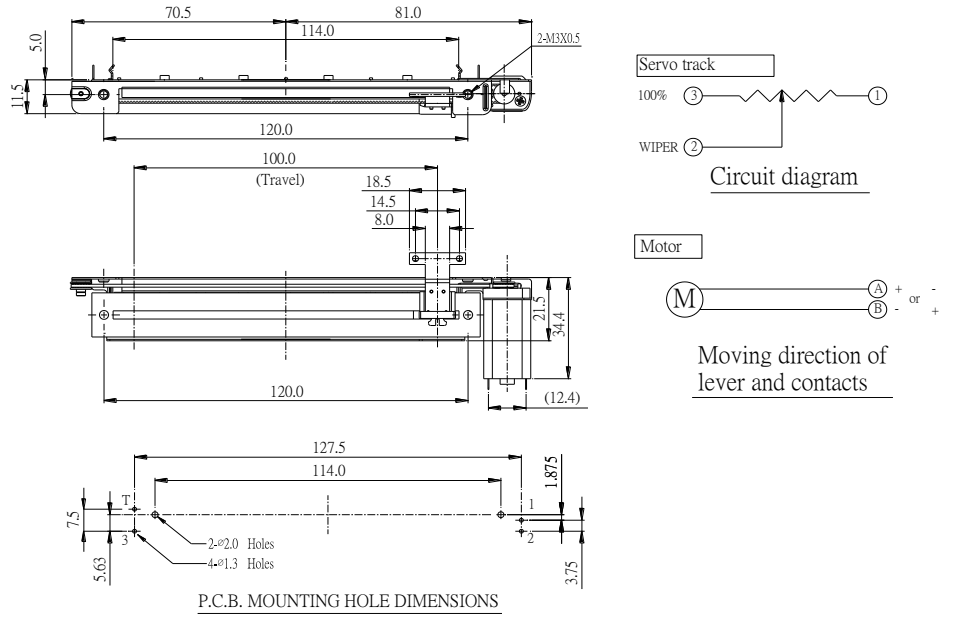
Order Code	Taper	Resistance Value
JISB10K	Linear/JISB	10KΩ

*Contact us for other requirements.

Long Life Motorized Fader Series


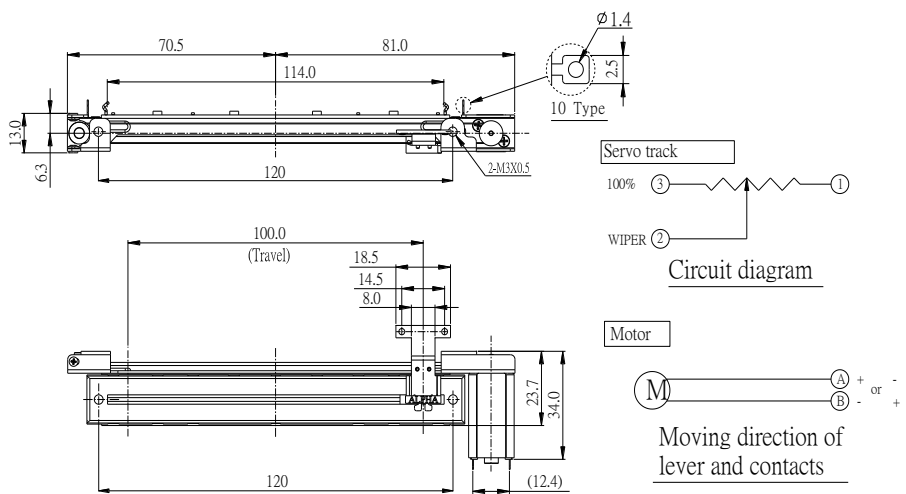
Model Description

Model	Number of Unit	Travel Distance	Terminal Type	Direction of Lever
RA00B1MLF-10	Single Unit	100mm	Solder Lug	Vertical Type
RA00B1MLF-20	Single Unit	100mm	PC board (vertical)	Vertical Type
RA00B2MLF-10	Dual Unit	100mm	Solder Lug	Vertical Type

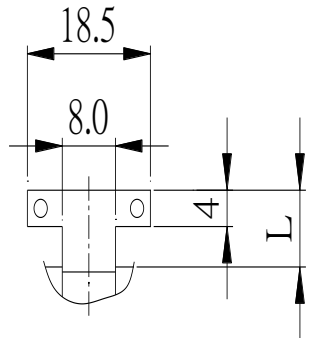
Order Code	Outline Drawing
<p>RA00B1MLF-10</p> 	 <p>Technical drawing of RA00B1MLF-10 potentiometer showing dimensions and circuit diagram. Dimensions include 70.5, 81.0, 114.0, 120.0, 100.0 (Travel), 18.5, 14.5, 8.0, 21.5, 34.4, 12.4, 5.0, 11.5, 2-M3X0.5, and a detail of the 10 Type terminal with dimensions 1.4, 2.5, and 1.5. The circuit diagram shows a servo track with terminals 1, 2 (WIPER), and 3 (100%), and a motor with terminals A (+) and B (-). The moving direction of lever and contacts is indicated.</p>
<p>RA00B1MLF-20</p> 	 <p>Technical drawing of RA00B1MLF-20 potentiometer showing dimensions and circuit diagram. Dimensions include 70.5, 81.0, 114.0, 120.0, 100.0 (Travel), 18.5, 14.5, 8.0, 21.5, 34.4, 12.4, 5.0, 11.5, 2-M3X0.5, and a detail of the 10 Type terminal with dimensions 1.4, 2.5, and 1.5. The circuit diagram shows a servo track with terminals 1, 2 (WIPER), and 3 (100%), and a motor with terminals A (+) and B (-). The moving direction of lever and contacts is indicated. P.C.B. MOUNTING HOLE DIMENSIONS are shown as 127.5, 114.0, 1.875, 7.5, 5.63, 3, 2-ø2.0 Holes, 4-ø1.3 Holes, and 3.75.</p>

[Back to top](#)

Long Life Motorized Fader Series

Order Code	Outline Drawing
RA00B2MLF-10 	 <p> Servo track 100% ③ WIPER ② <u>Circuit diagram</u> </p> <p> Motor M + - - + <u>Moving direction of lever and contacts</u> </p>

■ Lever Type and Dimension

Model	RA00B1MLF, RA00B2MLF
Lever Type	Metal Lever t=1.2
	T1
Dimension	
Length(L)	8.2

Design and specifications presented here are for the standard parts only. Please kindly contact us for your special requests and ask for the current technical specifications before purchase and/or use.

[Back to top](#)